
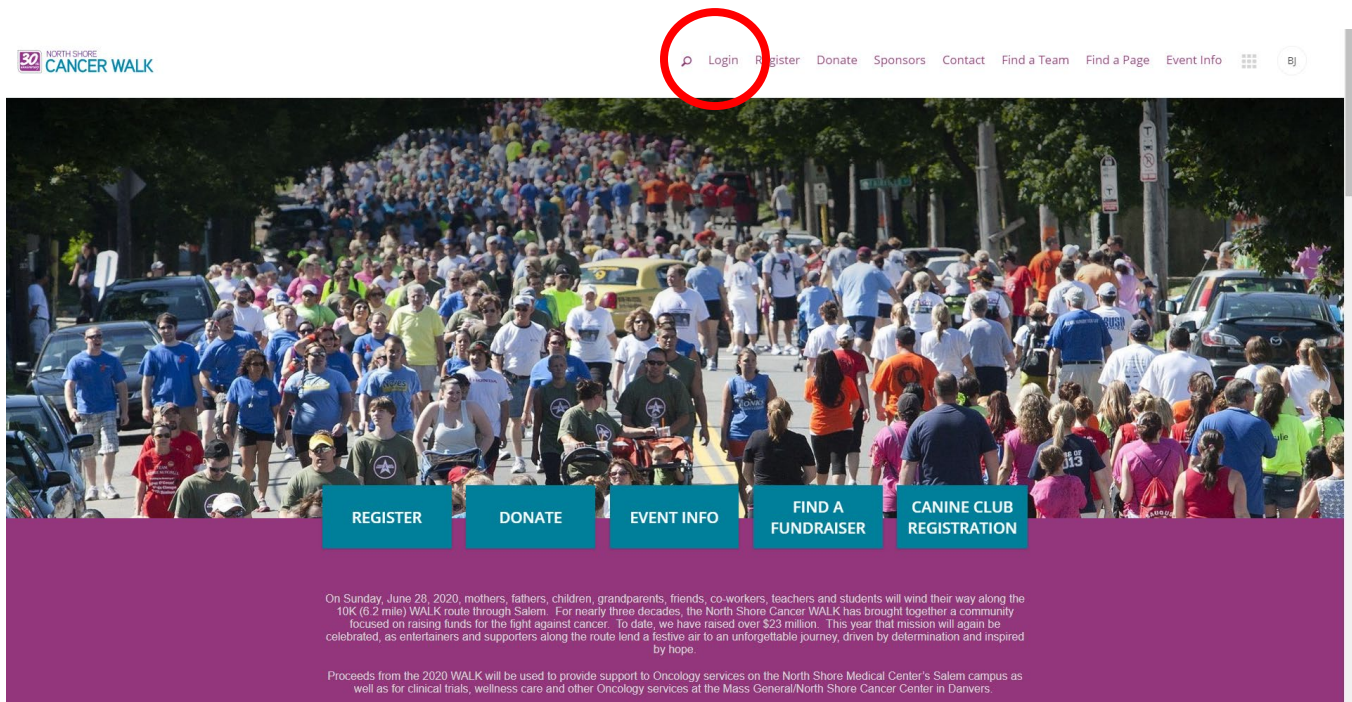


# How to Get Back To Your Fundraising Page

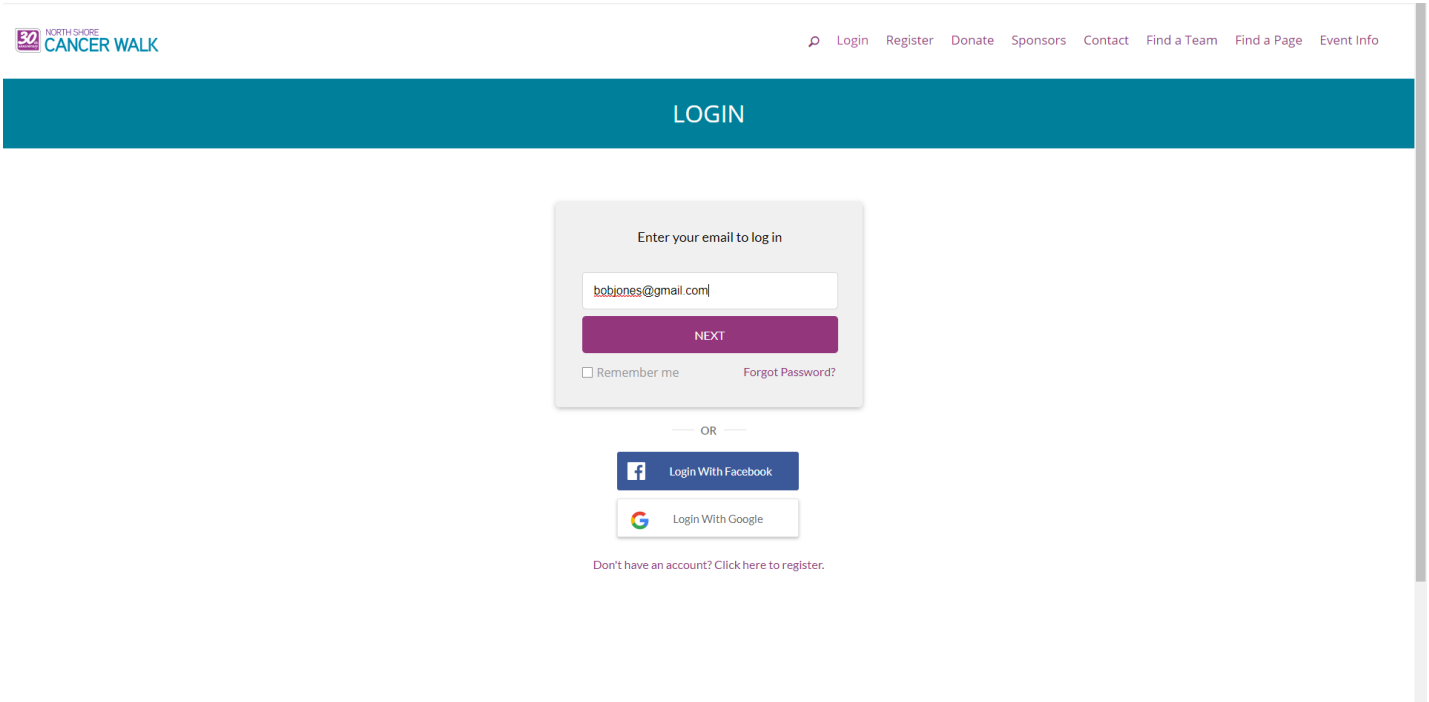
1. Navigate to [www.northshorecancerwalk.org](http://www.northshorecancerwalk.org) and click “my fundraising page” on the home screen.



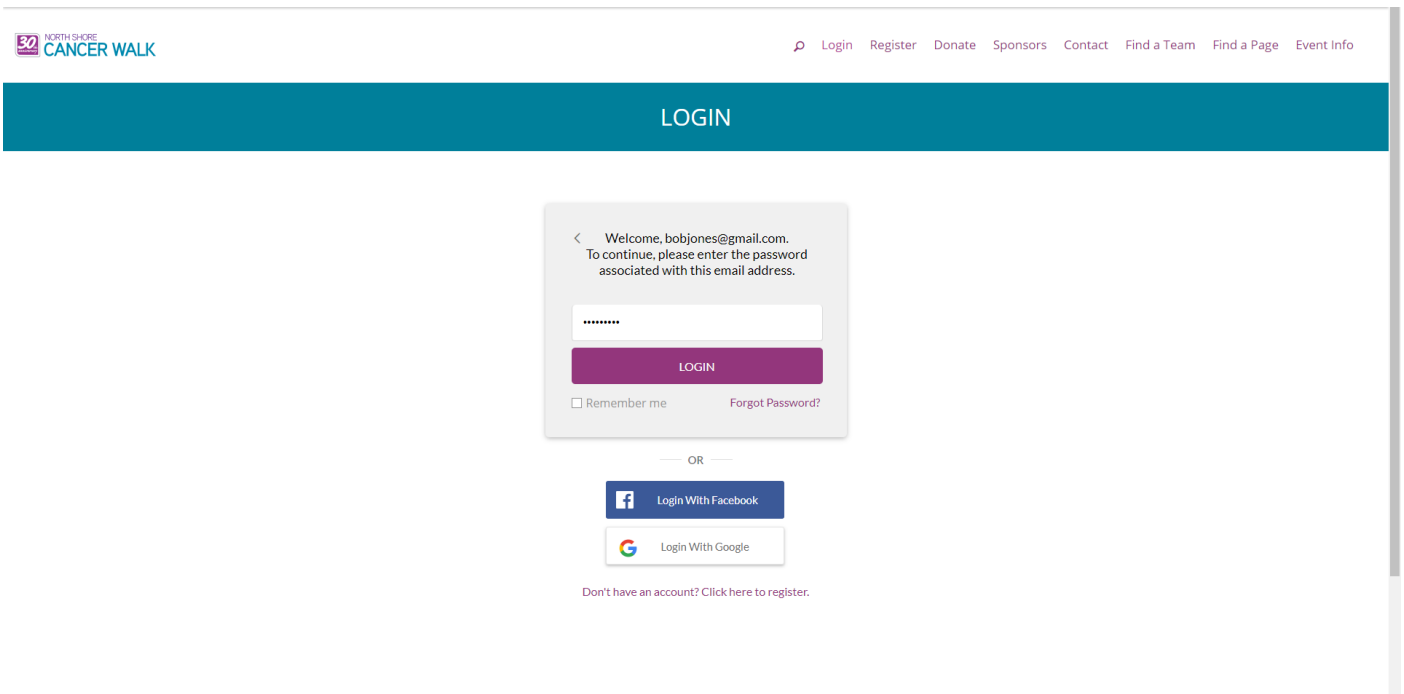
- a. You can also click “Login” on the registration website.



2. Enter the email address you used to register



3. Enter the password you created when you registered. If you have forgotten the password, please use the “forgot password?” link



## 4. You're now back on your fundraising page!

The screenshot shows a web browser window displaying the Rallybound fundraising dashboard for Bob Jones. The browser's address bar shows the URL `nsmc.rallybound.org/bobjones?tab=Dashboard`. The page header includes the Rallybound logo and the user's name, Bob Jones, with an "END SESSION" link. The main content area features a large "BJ" profile picture, the title "My North Shore Cancer WALK Fundraising Page", and a "DONATE" button. A navigation menu includes links for "DASHBOARD", "MY PAGE", "EMAIL", "CONTACT BOOK", "SHARE", "REPORTS", "MY INFO", and "MY WALK TEAM". The dashboard displays a fundraising goal of "\$0 RAISED OF \$100 GOAL" with a progress bar. A "Donations" section contains a "Start fundraising to see your progress." button. Two summary cards show "1 WALK TEAM WALKER" and "0 EMAILS SENT". A "Recent Donations" section is visible at the bottom. A task completion box on the right indicates "Complete these tasks to jump-start your campaign!" with a "100% complete" status and a checked "Create Custom URL" task. The Windows taskbar at the bottom shows the time as 7:48 AM on 1/10/2020.

Currently logged in as user `bobjones@gmail.com` [END SESSION](#)

# BJ

## My North Shore Cancer WALK Fundraising Page

Bob Jones

[DONATE](#)

[DASHBOARD](#) [MY PAGE](#) [EMAIL](#) [CONTACT BOOK](#) [SHARE](#) [REPORTS](#) [MY INFO](#) [MY WALK TEAM](#)

**\$0** RAISED OF \$100 GOAL

Start fundraising to see your progress.

**1** WALK TEAM WALKER

**0** EMAILS SENT

Recent Donations [View All](#)

Complete these tasks to jump-start your campaign!

100% complete

- Create Custom URL

7:48 AM 1/10/2020