
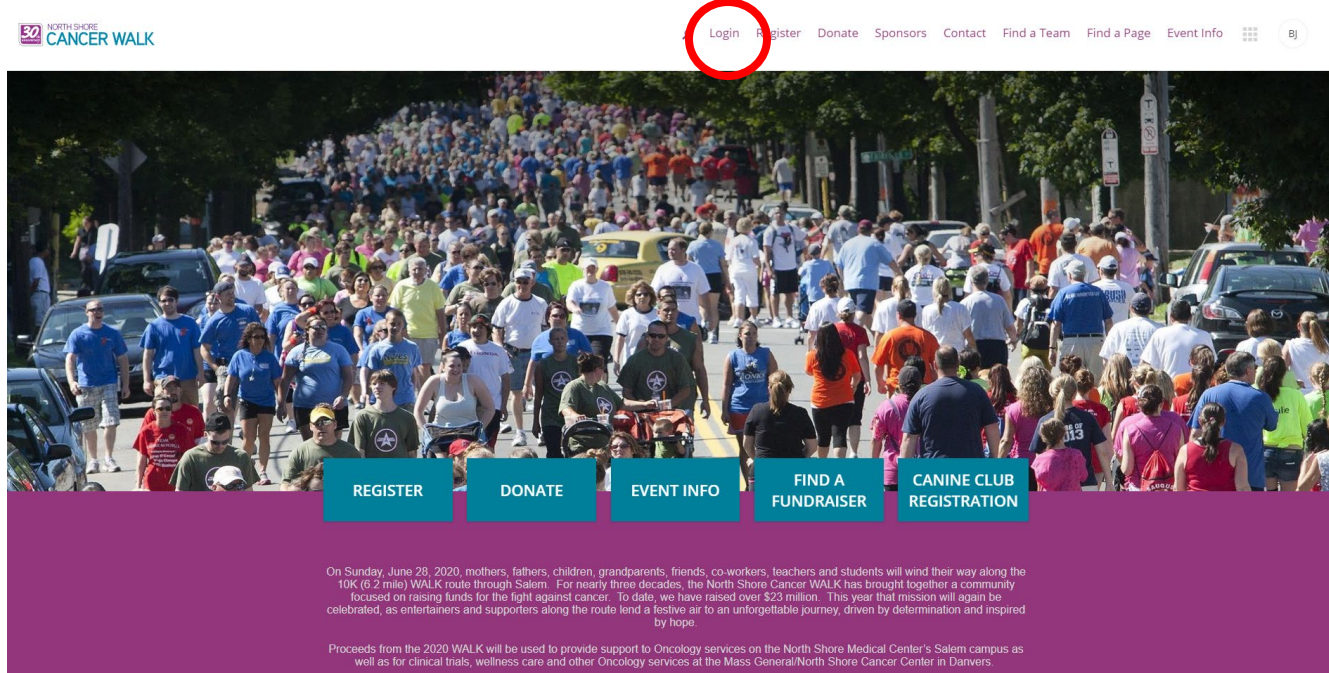


How to Customize Your Team's Fundraising Page

1. Begin by logging into your account. Navigate to www.northshorecancerwalk.org and click "my fundraising page" on the home screen.



- a. You can also click "Login" on the registration website.



2. Once you have reached your dashboard, click “My WALK Team” then click “My Team Page”

30th anniversary

My North Shore Cancer WALK Fundraising Page

Bob Jones

[DASHBOARD](#) [MY PAGE](#) [EMAIL](#) [CONTACT BOOK](#) [SHARE](#) [REPORTS](#) [MY INFO](#) [MY WALK TEAM](#)

[DONATE](#)

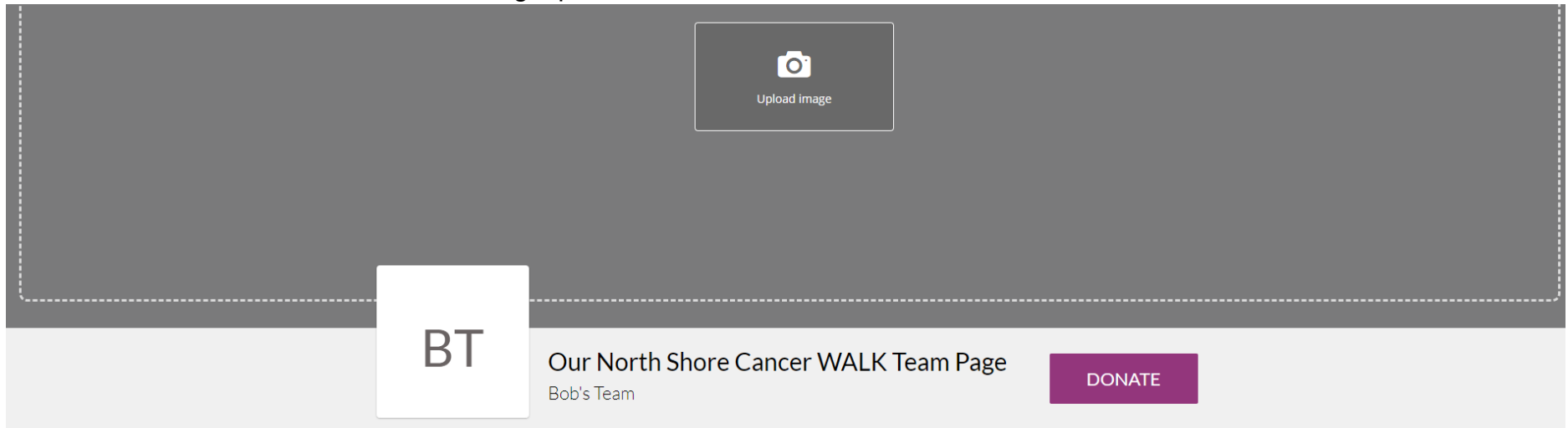
TEAM MEMBER	CAPTAIN	RAISED	GOAL
Bob Jones shortcakes13@gmail.com		\$0.00	\$100.00

WALK Team Information

WALK Team Name: Bob's Team
Total Walkers: 1
Total Pending Walkers: 0
WALK Team Goal: \$500.00
Amount Raised Online: \$0.00
Amount Raised Offline: \$0.00
Total Amount Raised: \$0.00

[MY TEAM PAGE](#)

3. Here you can edit your Welcome Message, Team Photo, Custom URL, Fundraising Goal, Facebook Connection and update your followers and team members with a message, photo or video.



Please help us support North Shore Cancer Walk by making a contribution to our team and sharing this page with your family and friends. Every dollar we raise will advance North Shore Cancer Walk's great cause!

Together, we can make a difference!

+ Keep your fans engaged by posting a campaign update.

A Photo Video

30 Bob Jones \$0.00 \$

Comments

0 Comments

Sort by Oldest

Edit WALK Team Info

Welcome Message Photo URL

Goal Facebook ID

\$0

raised of \$500 goal

Donate



Bob Jones Team Page

Bob's Team

DONATE

Thank you for visiting the Bob Jones Team Page! Please help us support the North Shore Cancer WALK by joining our team or donating!

+ Keep your fans engaged by posting a campaign update.

A Photo Video

 Bob Jones  \$0.00 \$

Comments
0 Comments Sort by Oldest ▾

 Add a comment...

Edit WALK Team Info

- Welcome Message
- Photo
- URL
- Goal
- Facebook ID

\$0
raised of \$10,000 goal

Progress bar

Donate